



VM EXTENSION AMPLIFIER 360W

VM-3360E
(CE/CE-GB/SA)

DESCRIPTION

The VM-3360E is a multifunctional amplifier that can be mounted in an EIA-Standard equipment rack (3-unit size). The unit comes with the speaker output section which has an internal attenuator and 6-output selector. In addition, the unit features the surveillance function which automatically checks the system for failures.

SPECIFICATIONS

Version	CE/CE-GB	SA
Power Source	230 V AC, 50/60 Hz	220 - 230 V AC, 50/60 Hz
Power Consumption	850 W (with rated output signal), 380 W (according to EN60065)	
Rated Output	360 W	
Frequency Response	50 Hz - 20 kHz, ± 3 dB (at 1/3 rated output)	
Distortion	0.7 % or less (at rated output, 1 kHz)	
S/N Ratio	85 dB or more	
Input	Local input: -50 dB* (MIC)/-10 dB* (LINE) (changeable), 600 Ω , electronically balanced, removable terminal block (14 \times 2 pins) External amplifier input: 100 V line, removable terminal block (14 pins)	
Output	Speaker output 1 - 2: Max. (360 W) per output Speaker output 3 - 6: Max. (120 W) per output Speaker output 1 - 6: Total within 360 W, removable terminal block (14 pins) Allowable minimum load: 500 Ω (20 W) at 100 V line for speaker line failure detection Direct output: Direct output from internal or external amplifier, removable terminal block (16 pins)	
VM Link	Input: Connecting the VM-3240VA or VM-3360VA, RJ45 female connector Output: Connecting the VM-3240E or VM-3360E, RJ45 female connector Maximum distance: 800 m (874.89 yd) Link cable: Category 5 Shielded Twisted-Pair straight cable (CAT5-STP)	
EXT PA Link	Connecting the VP-2421, RJ45 female connector Maximum distance: 5 m (16.4 ft) Link cable: Category 5 Shielded Twisted-Pair straight cable (CAT5-STP)	
General Control	Input 1 - 8: No-Voltage make contact input, open voltage: 24 V DC, short-circuit current: 2 mA or less, removable terminal block (14 \times 2 pins) Output 1 - 8: Isolated open collector output, withstand voltage: 30 V DC, operating current: 10 mA or less, removable terminal block (14 \times 2 pins)	
Emergency Control	Input 1 - 5: No-Voltage make contact input, open voltage: 24 V DC, short-circuit current: 2 mA or less, RJ45 female connector Input 6: Isolated voltage input, Inactive: -24 V ± 20 %, Active: +24 V ± 20 %, RJ45 female connector Status out: Relay contact output, withstand voltage: 40 V DC, operating current: 2 - 300 mA, RJ45 female connector	
ATT Control	Relay contact 1-6, 125 V AC or 30 V DC, total under 5 A, removable terminal block (16 pins)	
Power Input/Output	Power in: Connecting the VX-2000DS only (operating range: 20 - 40 V DC) PS out: 28 V DC/24 A M4 screw terminal, distance between barriers: 11 mm (0.43")	
DC24V Output	24 V DC, Maximum feeding current 0.3 A	
Ds Link	Connecting the VX-2000DS, RJ45 female connector Maximum distance: 5 m (16.4 ft) Link cable: Category 5 Shielded Twisted-Pair straight cable (CAT5-STP)	
Operating Temperature	-5 $^{\circ}$ C to +45 $^{\circ}$ C (23 $^{\circ}$ F to 113 $^{\circ}$ F)	
Operating Humidity	5 % to 95 %RH (no condensation)	
Finish	Case: Surface-treated steel plate, black, paint Panel: Aluminum, hairline, black	
Dimensions	482 (W) \times 132.6 (H) \times 407 (D) mm (18.98" \times 5.22" \times 16.02")	
Weight	19 kg (41.89 lb)	
Accessory	Power cable (2 m (6.56 ft)) \cdots 1, Link cable (3 m (9.84 ft)) \cdots 2, Plastic foot \cdots 4, Plastic foot mounting screw \cdots 4, Removable terminal plug (14 pins) \cdots 3, Removable terminal plug (16 pins) \cdots 1	



VM EXTENSION AMPLIFIER 360W

VM-3360E (CE/CE-GB/SA)

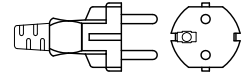
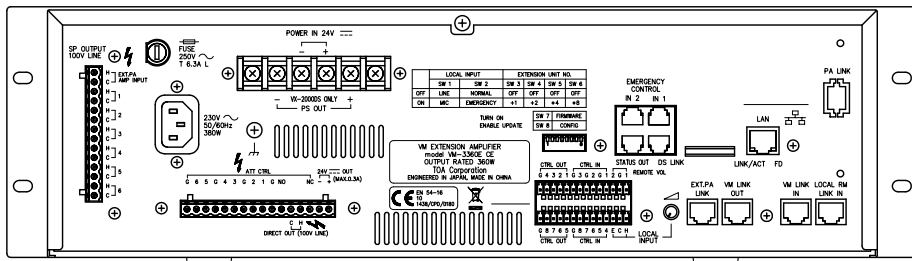
■ APPEARANCE

Rear View

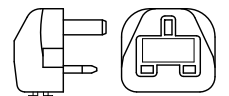
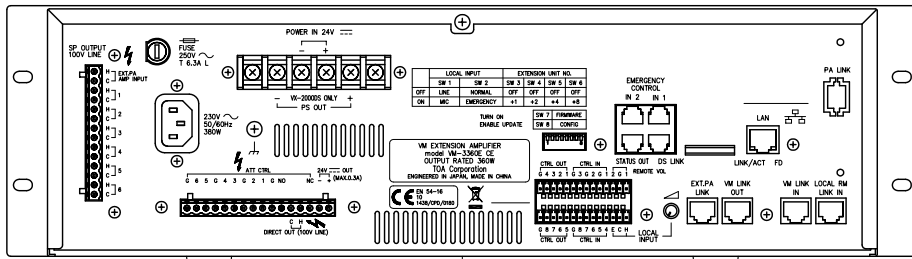
439 [17.28"]

AC plug

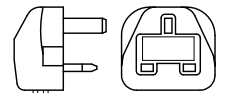
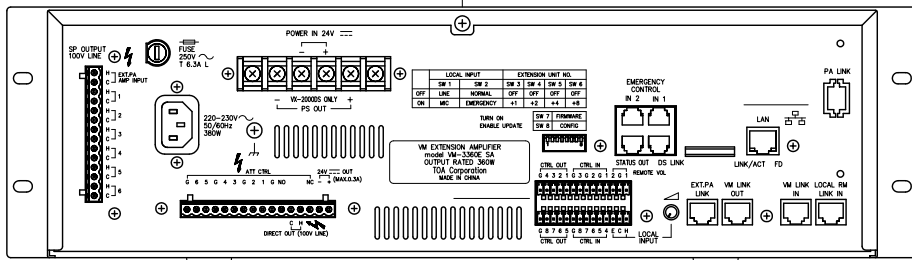
CE version



CE-GB version



SA version



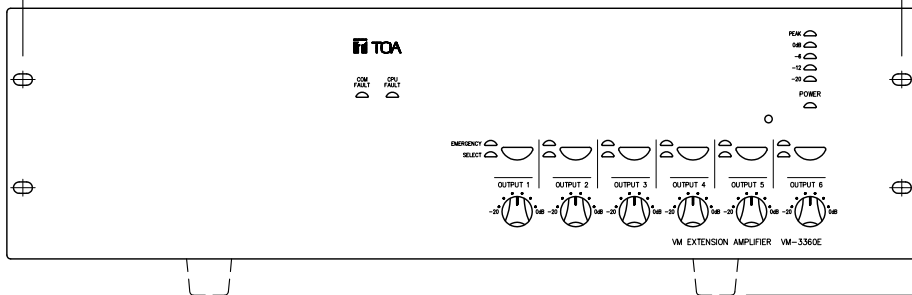
Front View

37.7 [1.48"]

482 [18.98"]

465 [18.31"]

57.2 [2.25"]



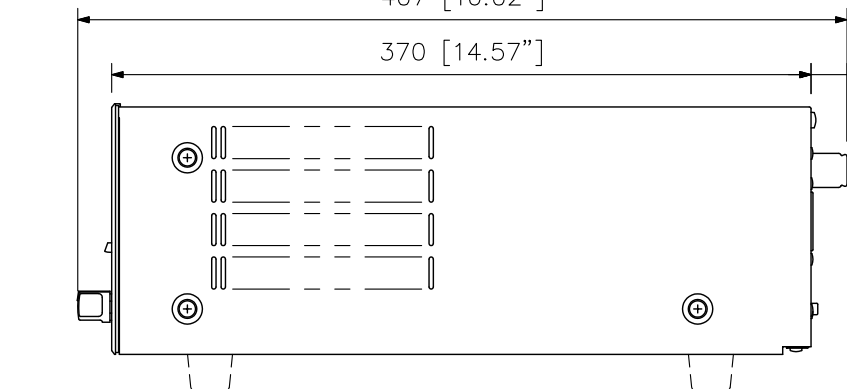
132.6 [5.22"]
(151.8 [5.98"])

Side View

407 [16.02"]

370 [14.57"]

19 [0.75"]



UNIT:mm SCALE:1/4